



Wakefield Park Raceway

Round 3 : April 16 - 18



ALPINESTARS SUPERBIKE CHAMPIONSHIP



Date: 16/04/21
 Event: P16
 Weather: Mostly sunny - Temp: 19.1C
 Track: Dry - Temp: 30.7C


Practice 3


Started at: 15:58:31
 Laps: 30 Min
 Starters: 22
 Printed at: 16:40


CLASSIFICATION

Pos	No	Name	Class	Machine	Fastest Lap	On Lap	Behind Leader	Behind Prev
1	1	Wayne MAXWELL (VIC) / Boost Mobile with K-Tech		Ducati V4R	56.922	9 of 25		
2	46	Mike JONES (QLD) / DesmoSport Ducati		Ducati V4R	57.103	10 of 24	.181	.181
3	17	Troy HERFOSS (QLD) / Penrite Honda Racing		Honda CBR RR	57.284	11 of 15	.362	.181
4	32	Oli BAYLISS (QLD) / DesmoSport Ducati	R	Ducati V4R	57.442	17 of 22	.520	.158
5	65	Cru HALLIDAY (NSW) / Yamaha Racing Team		Yamaha YZF-R1	57.466	8 of 26	.544	.024
6	67	Bryan STARING (WA) / Kawasaki BCperformance		Kawasaki ZX10RR 1000	57.826	11 of 19	.904	.360
7	83	Lachlan EPIS (NSW) / Maxima Racing Oils BMW		BMW S RR	57.965	16 of 19	1.043	.139
8	14	Glenn ALLERTON (NSW) / Maxima Racing Oils BMW		BMW S RR	57.998	4 of 8	1.076	.033
9	21	Josh WATERS (VIC) / Kawasaki BCperformance		Kawasaki ZX10RR 1000	58.191	16 of 19	1.269	.193
10	3	Jed METCHER (VIC) / Metcher Motorsport / Siemec / Fusport / Yamaha / YRD / Yamalube		Yamaha YZF-R1	58.242	9 of 18	1.320	.051
11	61	Arthur SISSIS (SA) / Unitech Racing / Yamaha YRD / Remo Contractors / SA Profiling		Yamaha YZF-R1	58.692	13 of 18	1.770	.450
12	12	Matt WALTERS (NSW) / Kawasaki Connection / Kawasaki Aust. / Rover Coaches / Pirelli / AGV / Motul		Kawasaki ZX10RR 1000	58.823	5 of 5	1.901	.131
13	16	Luke JHONSTON (VIC) / MotoGo Yamaha / Bike Vault Castlemaine / Taichi Leathers / AGV Helmets	R	Yamaha YZF-R1	58.889	11 of 15	1.967	.066
14	2	Mark CHIODO (VIC)		Yamaha YZF-R1	58.945	7 of 16	2.023	.056
15	64	Aaron MORRIS (NSW) / Harvest Pools / Longwall Haul / Maxima Racing Oils / YRD / Corish Racing		Yamaha YZF-R1	59.533	5 of 7	2.611	.588
16	333	Yannis SHAW (NSW) / Team Specialist Suzuki		Suzuki GSXR	59.633	4 of 14	2.711	.100
17	62	Brendan McINTYRE (NSW) / Western M-cycles / Ric Pobjoy Racing / Motul / RK / Suzuki Aust. / Motoproducts		Suzuki GSXR	1:00.557	3 of 4	3.635	.924
18	37	Michael EDWARDS (QLD) / Northstar Yamaha / Addicted To Track		Yamaha YZF-R1	1:00.952	5 of 16	4.030	.395
19	11	Philip CZAJ (VIC) / 11M / Peter Stevens M-cycles / Yamaha Aust. / SC Project Oceania / 4SR		Yamaha YZF-R1	1:01.477	4 of 21	4.555	.525
20	78	Nathan SPITERI (VIC) / ProGP Racing / Livson / PTR / Alpinestar / The Grinning Dingo		Suzuki GSXR	1:01.595	13 of 14	4.673	.118
21	33	Hamish McMURRAY (NSW) / Six Ways From Sunday / Dunlop		Kawasaki ZX10RR 1000	1:02.466	15 of 15	5.544	.871
22	13	Anthony WEST (QLD) / MotoGo Yamaha		Yamaha YZF-R1	1:18.945	1 of 2	22.023	16.479

Current qualifying record for SBK class - 57.138 by Cru HALLIDAY (NSW) on a Yamaha YZF-R1M set on 23/03/19


 Chief Timekeeper - Scott Laing


 Race Director - Tom Williams


 Clerk of Course - Paul Hinds



www.computime.com.au
 COMPUTIME RACE TIMING SYSTEMS PTY LTD





Wakefield Park Raceway

Round 3 : April 16 - 18



ALPINESTARS SUPERBIKE CHAMPIONSHIP

Date: 16/04/21
 Event: P16
 Weather: Mostly sunny - Temp: 19.1C
 Track: Dry - Temp: 30.7C

Practice 3

Started at: 15:58:31
 Laps: 30 Min
 Starters: 22
 Printed at: 16:40

LAP TIMES

No	Name	Lap 1	Lap 2	Lap 3	Lap 4	Lap 5	Lap 6	Lap 7	Lap 8	Lap 9	Lap 10
1	Wayne MAXWELL (VIC)	1:08.154	57.847	57.434	57.430	2:35.174	1:07.733	58.351	57.041	56.922	56.962
10		57.182	57.094	57.272	57.177	57.329	2:27.217	3:49.733	1:06.263	57.706	57.376
20		57.212	57.428	57.636	58.130	1:01.154					
2	Mark CHIODO (VIC)	1:13.105	59.735	1:00.767	59.241	58.948	59.494	58.945	6:58.728	1:15.558	59.078
10		6:57.769	1:17.688	59.683	59.153	1:05.672	59.203				
3	Jed METCHER (VIC)	1:09.144	59.426	58.950	59.900	59.070	3:40.346	1:08.621	58.685	58.242	58.830
10		58.635	58.954	8:16.616	1:07.844	59.082	58.643	58.645	59.897		
11	Philip CZAJ (VIC)	1:18.802	1:02.589	1:02.570	1:01.477	1:02.103	1:01.918	1:01.814	1:02.192	1:02.687	1:02.946
10		1:02.431	1:02.344	1:02.783	1:02.295	1:02.489	1:02.556	1:02.536	1:02.813	1:02.293	1:02.042
20		1:02.841									
12	Matt WALTERS (NSW)	1:16.770	59.261	1:11.173	59.602	58.823					
13	Anthony WEST (QLD)	1:18.945	15:53.895								
14	Glenn ALLERTON (NSW)	1:12.183	1:01.193	58.208	57.998	58.059	58.130	3:34.513	1:30.403		
16	Luke JHONSTON (VIC)	1:07.738	59.562	59.794	1:01.323	59.465	59.528	59.662	2:05.803	1:07.055	59.231
10		58.889	59.034	2:14.867	1:10.054	59.549					
17	Troy HERFOSS (QLD)	1:10.135	58.757	58.514	1:00.046	6:31.694	1:10.620	57.285	57.400	57.370	57.846
10		57.284	1:04.767	58.234	57.404	57.461					
21	Josh WATERS (VIC)	1:17.344	59.668	1:00.375	1:00.618	58.236	1:00.062	6:34.968	1:09.295	59.162	58.774
10		4:54.504	1:10.832	58.200	59.931	1:00.045	58.191	1:12.969	58.958	59.243	
32	Oli BAYLISS (QLD)	1:11.411	58.345	57.908	58.400	57.633	1:49.477	1:15.030	58.437	59.118	59.033
10		58.149	2:18.687	1:06.640	57.798	57.663	57.512	57.442	6:39.783	1:21.564	1:06.197
20		1:09.289	1:05.285								
33	Hamish McMURRAY (NSW)	1:16.759	1:05.857	1:04.806	1:04.095	1:04.421	1:04.108	1:03.473	1:56.614	1:11.286	1:03.474
10		1:03.069	1:03.233	1:03.154	1:02.997	1:02.466					
37	Michael EDWARDS (QLD)	1:12.856	1:01.547	1:01.895	1:01.877	1:00.952	1:00.964	1:01.808	1:01.400	3:50.542	1:16.547
10		1:01.713	1:01.381	1:01.195	1:01.529	1:01.457	1:01.571				
46	Mike JONES (QLD)	1:08.762	57.807	57.911	57.517	57.490	3:15.712	1:08.390	57.361	57.306	57.103
10		57.448	57.553	57.439	58.051	2:18.698	1:10.117	3:38.476	1:12.428	58.395	57.494
20		57.448	57.728	57.690	57.532						
61	Arthur SISSIS (SA)	1:12.721	59.853	59.440	1:05.754	59.638	59.073	11:20.964	1:10.663	1:00.010	58.735
10		1:22.111	1:06.955	58.692	1:03.360	59.285	58.823	1:05.477	59.211		
62	Brendan McIntYRE (NSW)	1:09.861	1:00.656	1:00.557	1:01.091						
64	Aaron MORRIS (NSW)	1:11.817	1:01.051	59.818	59.648	59.533	9:51.856	1:13.684			
65	Cru HALLIDAY (NSW)	1:12.368	58.517	59.199	59.604	59.350	57.632	58.473	57.466	57.601	57.976
10		57.795	57.797	58.343	57.990	57.715	57.709	57.826	58.193	57.757	58.017
20		2:50.630	1:11.543	58.152	2:19.471	1:18.072	1:12.863				
67	Bryan STARING (WA)	1:11.894	59.265	58.379	58.333	58.209	5:51.935	1:09.972	57.858	57.837	58.164
10		57.826	58.527	7:02.400	1:17.837	58.539	58.185	58.046	58.041	1:04.734	
78	Nathan SPITERI (VIC)	1:22.336	1:03.366	1:02.503	1:02.276	1:01.635	1:01.698	1:01.900	1:02.928	1:01.862	2:37.912
10		1:16.143	1:01.973	1:01.595	1:02.026						
83	Lachlan EPIS (NSW)	1:11.820	58.829	1:00.147	57.998	5:25.897	1:25.565	58.539	1:51.374	1:11.889	59.710
10		4:46.255	1:10.349	58.139	58.145	58.471	57.965	58.509	1:11.268	58.084	
333	Yannis SHAW (NSW)	1:10.962	1:02.310	59.907	59.633	59.869	1:00.179	1:00.449	11:19.340	1:10.453	1:07.905
10		1:30.190	1:10.780	1:01.040	1:00.353						

Scott Laing
 Chief Timekeeper - Scott Laing

Tom Williams
 Race Director - Tom Williams

Paul Hinds
 Clerk of Course - Paul Hinds





Wakefield Park Raceway

Round 3 : April 16 - 18



ALPINESTARS SUPERBIKE CHAMPIONSHIP



Practice 3

Date: 16/04/21
 Event: P16
 Weather: Mostly sunny - Temp: 19.1C
 Track: Dry - Temp: 30.7C

Started at: 15:58:31
 Laps: 30 Min
 Starters: 22
 Printed at: 16:40

SPLIT TIMES

Lap	Split 1	Split 2	Split 3	Lap Time	Lap	Split 1	Split 2	Split 3	Lap Time
1 Wayne MAXWELL (VIC) (1st)					14	16.117	22.787	20.249	59.153
1	24.448	23.216	20.490	1:08.154 P	15	18.618	26.246	20.808	1:05.672
2	15.629	22.442	19.776	57.847	16	16.135	22.672	20.396	59.203
3	15.468	22.067	19.899	57.434	3 Jed METCHER (VIC) (10th)				
4	15.500	22.183	19.747	57.430	1	24.592	23.897	20.655	1:09.144 P
5	15.722	22.256	1:57.196	2:35.174	2	16.149	22.936	20.341	59.426
6	25.276	22.677	19.780	1:07.733 P	3	15.900	22.763	20.287	58.950
7	15.540	23.090	19.721	58.351	4	15.953	22.921	21.026	59.900
8	15.346	22.018	19.677	57.041	5	15.858	22.658	20.554	59.070
9	15.455	21.901	19.566	56.922	6	16.099	22.924	3:01.323	3:40.346
10	15.413	21.883	19.666	56.962	7	23.626	24.381	20.614	1:08.621 P
11	15.395	21.931	19.856	57.182	8	15.890	22.758	20.037	58.685
12	15.406	21.948	19.740	57.094	9	15.666	22.550	20.026	58.242
13	15.373	22.050	19.849	57.272	10	15.800	22.754	20.276	58.830
14	15.406	21.974	19.797	57.177	11	15.680	22.676	20.279	58.635
15	15.512	22.034	19.783	57.329	12	15.997	22.685	20.272	58.954
16	15.528	22.055	1:49.634	2:27.217	13	15.808	23.635	7:37.173	8:16.616
17	25.035	23.009	3:01.689	3:49.733 P	14	23.855	23.614	20.375	1:07.844 P
18	23.618	22.585	20.060	1:06.263 P	15	16.053	22.906	20.123	59.082
19	15.638	22.204	19.864	57.706	16	15.802	22.628	20.213	58.643
20	15.465	22.055	19.856	57.376	17	15.988	22.557	20.100	58.645
21	15.419	22.052	19.741	57.212	18	16.099	22.997	20.801	59.897
22	15.463	22.125	19.840	57.428	11 Philip CZAJ (VIC) (19th)				
23	15.551	22.206	19.879	57.636	1	32.147	25.099	21.556	1:18.802 P
24	15.684	22.397	20.049	58.130	2	17.635	23.881	21.073	1:02.589
25	15.972	22.905	22.277	1:01.154	3	16.863	24.462	21.245	1:02.570
2 Mark CHIDO (VIC) (14th)					4	16.755	23.679	21.043	1:01.477
1	28.016	24.288	20.801	1:13.105 P	5	16.952	24.117	21.034	1:02.103
2	16.200	23.025	20.510	59.735	6	16.915	23.821	21.182	1:01.918
3	16.778	23.663	20.326	1:00.767	7	16.788	23.912	21.114	1:01.814
4	16.210	22.810	20.221	59.241	8	16.773	24.118	21.301	1:02.192
5	16.072	22.610	20.266	58.948	9	16.932	24.102	21.653	1:02.687
6	16.166	22.902	20.426	59.494	10	17.107	24.185	21.654	1:02.946
7	16.002	22.641	20.302	58.945	11	16.847	24.130	21.454	1:02.431
8	19.183	25.517	6:14.028	6:58.728	12	16.881	24.254	21.209	1:02.344
9	30.766	24.278	20.514	1:15.558 P	13	16.921	24.439	21.423	1:02.783
10	16.026	22.630	20.422	59.078	14	16.926	24.150	21.219	1:02.295
11	18.627	25.396	6:13.746	6:57.769	15	17.006	24.189	21.294	1:02.489
12	29.160	27.740	20.788	1:17.688 P	16	16.845	24.203	21.508	1:02.556
13	16.359	22.961	20.363	59.683					

Scott Laing
 Chief Timekeeper - Scott Laing

Tom Williams
 Race Director - Tom Williams

Paul Hinds
 Clerk of Course - Paul Hinds





Wakefield Park Raceway

Round 3 : April 16 - 18



ALPINESTARS SUPERBIKE CHAMPIONSHIP



Date: 16/04/21
 Event: P16
 Weather: Mostly sunny - Temp: 19.1C
 Track: Dry - Temp: 30.7C

Practice 3

Started at: 15:58:31
 Laps: 30 Min
 Starters: 22
 Printed at: 16:40

SPLIT TIMES

Lap	Split 1	Split 2	Split 3	Lap Time	Lap	Split 1	Split 2	Split 3	Lap Time
17	16.792	24.195	21.549	1:02.536	14	26.150	23.264	20.640	1:10.054 P
18	17.008	24.358	21.447	1:02.813	15	15.955	23.099	20.495	59.549
19	16.796	24.191	21.306	1:02.293					
20	16.724	24.152	21.166	1:02.042	17 Troy HERFOSS (QLD) (3rd)				
21	16.885	24.397	21.559	1:02.841	1	25.559	23.889	20.687	1:10.135 P
12 Matt WALTERS (NSW) (12th)					2	16.145	22.652	19.960	58.757
1	32.159	23.888	20.723	1:16.770 P	3	15.538	23.102	19.874	58.514
2	16.090	22.706	20.465	59.261	4	15.509	23.347	21.190	1:00.046
3		48.169	23.004	1:11.173	5	15.590	22.485	5:53.619	6:31.694
4	15.829	23.114	20.659	59.602	6	26.274	24.244	20.102	1:10.620 P
5	15.750	22.589	20.484	58.823	7	15.537	22.060	19.688	57.285
13 Anthony WEST (QLD) (22th)					8	15.448	22.062	19.890	57.400
1	29.207	25.954	23.784	1:18.945 P	9	15.433	22.276	19.661	57.370
2	19.438	24.664	15:09.793	15:53.895	10	15.606	22.490	19.750	57.846
14 Glenn ALLERTON (NSW) (8th)					11	15.422	21.970	19.892	57.284
1	27.347	24.138	20.698	1:12.183 P	12	17.950	25.155	21.662	1:04.767
2	16.755	23.924	20.514	1:01.193	13	15.779	22.284	20.171	58.234
3	15.635	22.441	20.132	58.208	14	15.475	22.130	19.799	57.404
4	15.643	22.279	20.076	57.998	15	15.524	22.123	19.814	57.461
5	15.496	22.517	20.046	58.059	21 Josh WATERS (VIC) (9th)				
6	15.545	22.468	20.117	58.130	1	28.898	27.460	20.986	1:17.344 P
7	16.884	24.494	2:53.135	3:34.513	2	15.943	23.429	20.296	59.668
8	37.645	30.069	22.689	1:30.403 P	3	15.921	23.009	21.445	1:00.375
16 Luke JHONSTON (VIC) (13th)					4	17.206	23.064	20.348	1:00.618
1	23.474	23.608	20.656	1:07.738 P	5	15.575	22.585	20.076	58.236
2	16.268	22.913	20.381	59.562	6	15.623	23.828	20.611	1:00.062
3	15.810	23.082	20.902	59.794	7	16.444	24.867	5:53.657	6:34.968
4	16.472	23.754	21.097	1:01.323	8	24.915	23.649	20.731	1:09.295 P
5	16.260	22.877	20.328	59.465	9	15.711	22.950	20.501	59.162
6	15.989	22.880	20.659	59.528	10	15.724	22.849	20.201	58.774
7	15.937	22.822	20.903	59.662	11	15.695	22.900	4:15.909	4:54.504
8	15.890	22.832	1:27.081	2:05.803	12	26.967	23.603	20.262	1:10.832 P
9	23.585	23.221	20.249	1:07.055 P	13	15.488	22.597	20.115	58.200
10	15.816	23.020	20.395	59.231	14	16.373	23.334	20.224	59.931
11	15.821	22.718	20.350	58.889	15	15.529	23.854	20.662	1:00.045
12	15.834	22.674	20.526	59.034	16	15.522	22.565	20.104	58.191
13	16.935	23.327	1:34.605	2:14.867	17	17.815	32.098	23.056	1:12.969
					18	16.053	22.700	20.205	58.958
					19	15.781	22.690	20.772	59.243

Scott Laing
 Chief Timekeeper - Scott Laing

Tom Williams
 Race Director - Tom Williams

Paul Hinds
 Clerk of Course - Paul Hinds





Wakefield Park Raceway

Round 3 : April 16 - 18



ALPINESTARS SUPERBIKE CHAMPIONSHIP



Date: 16/04/21
 Event: P16
 Weather: Mostly sunny - Temp: 19.1C
 Track: Dry - Temp: 30.7C

Practice 3

Started at: 15:58:31
 Laps: 30 Min
 Starters: 22
 Printed at: 16:40

SPLIT TIMES

Lap	Split 1	Split 2	Split 3	Lap Time	Lap	Split 1	Split 2	Split 3	Lap Time
32 Oli BAYLISS (QLD) (4th)					37 Michael EDWARDS (QLD) (18th)				
1	25.321	24.457	21.633	1:11.411 P	1	25.516	25.291	22.049	1:12.856 P
2	15.868	22.564	19.913	58.345	2	16.523	24.170	20.854	1:01.547
3	15.671	22.402	19.835	57.908	3	16.366	24.248	21.281	1:01.895
4	15.610	22.749	20.041	58.400	4	16.918	23.960	20.999	1:01.877
5	15.416	22.400	19.817	57.633	5	16.136	23.917	20.899	1:00.952
6	15.625	23.339	1:10.513	1:49.477	6	16.212	23.690	21.062	1:00.964
7	31.268	23.629	20.133	1:15.030 P	7	16.510	23.922	21.376	1:01.808
8	15.569	22.919	19.949	58.437	8	16.416	23.848	21.136	1:01.400
9	16.586	22.607	19.925	59.118	9	23.819	25.287	3:01.436	3:50.542
10	15.631	23.347	20.055	59.033	10	29.508	25.301	21.738	1:16.547 P
11	15.461	22.601	20.087	58.149	11	16.505	24.090	21.118	1:01.713
12	16.208	23.906	1:38.573	2:18.687	12	16.448	23.836	21.097	1:01.381
13	24.052	22.666	19.922	1:06.640 P	13	16.502	23.817	20.876	1:01.195
14	15.524	22.298	19.976	57.798	14	16.488	23.957	21.084	1:01.529
15	15.441	22.345	19.877	57.663	15	16.392	23.746	21.319	1:01.457
16	15.410	22.356	19.746	57.512	16	16.422	23.853	21.296	1:01.571
17	15.447	22.267	19.728	57.442	46 Mike JONES (QLD) (2nd)				
18	16.119	24.486	5:59.178	6:39.783	1	24.614	23.949	20.199	1:08.762 P
19	30.332	25.260	25.972	1:21.564 P	2	15.689	22.274	19.844	57.807
20	17.986	24.612	23.599	1:06.197	3	15.456	22.604	19.851	57.911
21	19.416	26.502	23.371	1:09.289	4	15.548	22.246	19.723	57.517
22	17.629	25.024	22.632	1:05.285	5	15.521	22.250	19.719	57.490
33 Hamish McMURRAY (NSW) (21th)					6	18.324	25.976	2:31.412	3:15.712
1	27.011	26.847	22.901	1:16.759 P	7	25.238	23.173	19.979	1:08.390 P
2	17.696	25.527	22.634	1:05.857	8	15.526	22.175	19.660	57.361
3	17.494	25.186	22.126	1:04.806	9	15.615	22.036	19.655	57.306
4	17.061	25.228	21.806	1:04.095	10	15.473	21.997	19.633	57.103
5	17.118	24.952	22.351	1:04.421	11	15.450	22.179	19.819	57.448
6	17.305	24.813	21.990	1:04.108	12	15.435	22.216	19.902	57.553
7	16.924	24.606	21.943	1:03.473	13	15.466	22.257	19.716	57.439
8	17.243	24.634	1:14.737	1:56.614	14	15.542	22.616	19.893	58.051
9	24.659	24.940	21.687	1:11.286 P	15	15.868	22.675	1:40.155	2:18.698
10	17.008	24.660	21.806	1:03.474	16	24.690	24.213	21.214	1:10.117 P
11	16.919	24.380	21.770	1:03.069	17	16.534	24.751	2:57.191	3:38.476
12	16.843	24.445	21.945	1:03.233	18	28.156	23.723	20.549	1:12.428 P
13	16.916	24.297	21.941	1:03.154	19	15.789	22.663	19.943	58.395
14	17.024	24.254	21.719	1:02.997	20	15.617	22.201	19.676	57.494
15	16.698	24.323	21.445	1:02.466	21	15.556	22.180	19.712	57.448
					22	15.687	22.343	19.698	57.728

Scott Laing
 Chief Timekeeper - Scott Laing

Tom Williams
 Race Director - Tom Williams

Paul Hinds
 Clerk of Course - Paul Hinds





Wakefield Park Raceway

Round 3 : April 16 - 18



ALPINESTARS SUPERBIKE CHAMPIONSHIP

Practice 3

Date: 16/04/21
 Event: P16
 Weather: Mostly sunny - Temp: 19.1C
 Track: Dry - Temp: 30.7C

Started at: 15:58:31
 Laps: 30 Min
 Starters: 22
 Printed at: 16:40

SPLIT TIMES

Lap	Split 1	Split 2	Split 3	Lap Time	Lap	Split 1	Split 2	Split 3	Lap Time	
23	15.648	22.290	19.752	57.690	3	15.692	23.112	20.395	59.199	
24	15.531	22.302	19.699	57.532	4	15.917	22.615	21.072	59.604	
					5	16.178	23.025	20.147	59.350	
61 Arthur SISSIS (SA) (11th)					6	15.425	22.220	19.987	57.632	
1	27.642	24.298	20.781	1:12.721 P	7	15.550	22.613	20.310	58.473	
2	16.180	23.165	20.508	59.853	8	15.439	22.104	19.923	57.466	
3	15.982	23.114	20.344	59.440	9	15.386	22.083	20.132	57.601	
4	16.546	28.110	21.098	1:05.754	10	15.620	22.272	20.084	57.976	
5	16.049	23.253	20.336	59.638	11	15.420	22.318	20.057	57.795	
6	15.895	22.876	20.302	59.073	12	15.416	22.421	19.960	57.797	
7	16.567	24.676	20:39.721	11:20.964	13	15.595	22.726	20.022	58.343	
8	25.889	24.376	20.398	1:10.663 P	14	15.582	22.311	20.097	57.990	
9	16.092	23.717	20.201	1:00.010	15	15.463	22.208	20.044	57.715	
10	15.824	22.794	20.117	58.735	16	15.526	22.215	19.968	57.709	
11	15.792	22.728	43.591	1:22.111	17	15.418	22.380	20.028	57.826	
12	23.247	23.498	20.210	1:06.955 P	18	15.506	22.586	20.101	58.193	
13	15.854	22.730	20.108	58.692	19	15.533	22.215	20.009	57.757	
14	15.845	27.101	20.414	1:03.360	20	15.467	22.401	20.149	58.017	
15	15.993	22.781	20.511	59.285	21	15.780	22.865	2:11.985	2:50.630	
16	15.886	22.853	20.084	58.823	22	27.310	23.520	20.713	1:11.543 P	
17	18.835	26.371	20.271	1:05.477	23	15.637	22.408	20.107	58.152	
18	16.209	22.955	20.047	59.211	24	15.558	27.532	1:36.381	2:19.471	
					25	29.197	26.821	22.054	1:18.072 P	
					26	24.225	27.272	21.366	1:12.863	
62 Brendan McINTYRE (NSW) (17th)										
1	24.396	24.443	21.022	1:09.861 P						
2	16.405	23.404	20.847	1:00.656	67 Bryan STARING (WA) (6th)	1	26.613	24.224	21.057	1:11.894 P
3	16.489	23.451	20.617	1:00.557	2	16.296	22.705	20.264	59.265	
4	16.272	23.961	20.858	1:01.091	3	15.732	22.544	20.103	58.379	
					4	15.690	22.546	20.097	58.333	
64 Aaron MORRIS (NSW) (15th)					5	15.678	22.455	20.076	58.209	
1	25.874	25.191	20.752	1:11.817 P	6	16.932	24.470	5:10.533	5:51.935	
2	16.873	23.754	20.424	1:01.051	7	25.300	24.313	20.359	1:09.972 P	
3	16.432	22.975	20.411	59.818	8	15.645	22.287	19.926	57.858	
4	16.239	23.082	20.327	59.648	9	15.649	22.232	19.956	57.837	
5	16.077	22.883	20.573	59.533	10	15.491	22.648	20.025	58.164	
6	16.178	23.712	9:11.966	9:51.856	11	15.567	22.246	20.013	57.826	
7	29.021	23.872	20.791	1:13.684 P	12	15.446	22.863	20.218	58.527	
					13	18.192	23.838	6:20.370	7:02.400	
65 Cru HALLIDAY (NSW) (5th)					14	33.969	23.381	20.487	1:17.837 P	
1	28.064	23.815	20.489	1:12.368 P	15	15.760	22.555	20.224	58.539	
2	15.787	22.520	20.210	58.517						

Scott Laing
 Chief Timekeeper - Scott Laing

Tom Williams
 Race Director - Tom Williams

Paul Hinds
 Clerk of Course - Paul Hinds





Wakefield Park Raceway

Round 3 : April 16 - 18



ALPINESTARS SUPERBIKE CHAMPIONSHIP



Date: 16/04/21
 Event: P16
 Weather: Mostly sunny - Temp: 19.1C
 Track: Dry - Temp: 30.7C

Practice 3

Started at: 15:58:31
 Laps: 30 Min
 Starters: 22
 Printed at: 16:40

SPLIT TIMES

Lap	Split 1	Split 2	Split 3	Lap Time	Lap	Split 1	Split 2	Split 3	Lap Time
16	15.700	22.392	20.093	58.185	9	24.431	27.075	20.383	1:11.889 P
17	15.542	22.399	20.105	58.046	10	15.593	23.217	20.900	59.710
18	15.530	22.381	20.130	58.041	11	16.257	23.616	4:06.382	4:46.255
19	18.179	25.055	21.500	1:04.734	12	25.901	23.955	20.493	1:10.349 P
78 Nathan SPITERI (VIC) (20th)					13	15.640	22.394	20.105	58.139
1	35.340	25.351	21.645	1:22.336 P	14	15.647	22.279	20.219	58.145
2	17.316	24.368	21.682	1:03.366	15	15.475	22.567	20.429	58.471
3	17.052	23.893	21.558	1:02.503	16	15.540	22.273	20.152	57.965
4	17.120	24.132	21.024	1:02.276	17	15.616	22.582	20.311	58.509
5	16.831	23.693	21.111	1:01.635	18	16.045	27.401	27.822	1:11.268
6	16.926	23.703	21.069	1:01.698	19	15.645	22.266	20.173	58.084
7	17.010	23.791	21.099	1:01.900	333 Yannis SHAW (NSW) (16th)				
8	17.313	24.367	21.248	1:02.928	1	24.641	24.657	21.664	1:10.962 P
9	16.976	23.710	21.176	1:01.862	2	17.013	23.944	21.353	1:02.310
10	25.974	26.253	1:45.685	2:37.912	3	16.049	23.189	20.669	59.907
11	30.693	23.929	21.521	1:16.143 P	4	15.999	23.026	20.608	59.633
12	17.017	23.899	21.057	1:01.973	5	16.036	23.137	20.696	59.869
13	16.884	23.751	20.960	1:01.595	6	16.037	23.441	20.701	1:00.179
14	16.869	23.806	21.351	1:02.026	7	16.272	23.336	20.841	1:00.449
83 Lachlan EPIS (NSW) (7th)					8	17.102	24.580	10:37.658	11:19.340
1	28.448	23.092	20.280	1:11.820 P	9	24.701	24.571	21.181	1:10.453 P
2	15.770	22.739	20.320	58.829	10	16.779	27.910	23.216	1:07.905
3	16.114	23.486	20.547	1:00.147	11	16.261	23.258	50.671	1:30.190
4	15.555	22.365	20.078	57.998	12	25.732	23.889	21.159	1:10.780 P
5	15.552	24.542	4:45.803	5:25.897	13	16.309	23.573	21.158	1:01.040
6	26.158	33.970	25.437	1:25.565 P	14	16.121	23.356	20.876	1:00.353
7	15.637	22.700	20.202	58.539					
8	15.687	24.224	1:11.463	1:51.374					

Scott Lang
 Chief Timekeeper - Scott Lang

Tom Williams
 Race Director - Tom Williams

Paul Hinds
 Clerk of Course - Paul Hinds



www.computime.com.au
 COMPUTIME RACE TIMING SYSTEMS PTY LTD









Wakefield Park Raceway

Round 3 : April 16 - 18



ALPINESTARS SUPERBIKE CHAMPIONSHIP



ASBK.COM.AU    


Date: 16/04/21
Event: P16
Weather: Mostly sunny - Temp: 19.1C
Track: Dry - Temp: 30.7C

Practice 3


Started at: 15:58:31
Laps: 30 Min
Starters: 22
Printed at: 16:40

FASTEST LAPS SEQUENCE


Race Time	No	Name	Machine	Fastest Lap	On Lap
1:10.806	16	Luke JHONSTON (VIC)	Yamaha YZF-R1	1:07.738	1
2:10.368	16	Luke JHONSTON (VIC)	Yamaha YZF-R1	59.562	2
2:21.367	46	Mike JONES (QLD)	Ducati V4R	57.807	2
3:21.596	1	Wayne MAXWELL (VIC)	Ducati V4R	57.434	3
4:19.026	1	Wayne MAXWELL (VIC)	Ducati V4R	57.430	4
9:57.325	1	Wayne MAXWELL (VIC)	Ducati V4R	57.041	8
10:54.247	1	Wayne MAXWELL (VIC)	Ducati V4R	56.922	9



Chief Timekeeper - Scott Lang



Race Director - Tom Williams



Clerk of Course - Paul Hinds



www.computime.com.au
COMPUTIME RACE TIMING SYSTEMS PTY LTD





Wakefield Park Raceway

Round 3 : April 16 - 18



ALPINESTARS SUPERBIKE CHAMPIONSHIP



Date: 16/04/21
 Event: P16
 Weather: Mostly sunny - Temp: 19.1C
 Track: Dry - Temp: 30.7C

Practice 3

Started at: 15:58:31
 Laps: 30 Min
 Starters: 22
 Printed at: 16:40

BEST PARTIAL TIMES

Pos	Split 1		Split 2		Split 3		LAP		
	Name	Time	Name	Time	Name	Time	Name	Ideal	Fastest
1	W. MAXWELL	15.346	W. MAXWELL	21.883	W. MAXWELL	19.566	W. MAXWELL	56.795	56.922
2	C. HALLIDAY	15.386	T. HERFOSS	21.970	M. JONES	19.633	T. HERFOSS	57.053	57.284
3	O. BAYLISS	15.410	M. JONES	21.997	T. HERFOSS	19.661	M. JONES	57.065	57.103
4	T. HERFOSS	15.422	C. HALLIDAY	22.083	O. BAYLISS	19.728	C. HALLIDAY	57.392	57.466
5	M. JONES	15.435	B. STARING	22.232	C. HALLIDAY	19.923	O. BAYLISS	57.405	57.442
6	B. STARING	15.446	L. EPIS	22.266	B. STARING	19.926	B. STARING	57.604	57.826
7	L. EPIS	15.475	O. BAYLISS	22.267	J. METCHER	20.026	L. EPIS	57.819	57.965
8	J. WATERS	15.488	G. ALLERTON	22.279	G. ALLERTON	20.046	G. ALLERTON	57.821	57.998
9	G. ALLERTON	15.496	J. METCHER	22.550	A. SISSIS	20.047	J. WATERS	58.129	58.191
10	J. METCHER	15.666	J. WATERS	22.565	J. WATERS	20.076	J. METCHER	58.242	58.242
11	M. WALTERS	15.750	M. WALTERS	22.589	L. EPIS	20.078	A. SISSIS	58.567	58.692
12	A. SISSIS	15.792	M. CHIODO	22.610	M. CHIODO	20.221	L. JHONSTON	58.733	58.889
13	L. JHONSTON	15.810	L. JHONSTON	22.674	L. JHONSTON	20.249	M. WALTERS	58.804	58.823
14	Y. SHAW	15.999	A. SISSIS	22.728	A. MORRIS	20.327	M. CHIODO	58.833	58.945
15	M. CHIODO	16.002	A. MORRIS	22.883	M. WALTERS	20.465	A. MORRIS	59.287	59.533
16	A. MORRIS	16.077	Y. SHAW	23.026	Y. SHAW	20.608	Y. SHAW	59.633	59.633
17	M. EDWARDS	16.136	B. McINTYRE	23.404	B. McINTYRE	20.617	B. McINTYRE	1:00.246	1:00.557
18	B. McINTYRE	16.225	P. CZAJ	23.679	M. EDWARDS	20.854	M. EDWARDS	1:00.680	1:00.952
19	H. McMURRAY	16.698	M. EDWARDS	23.690	N. SPITERI	20.960	P. CZAJ	1:01.437	1:01.477
20	P. CZAJ	16.724	N. SPITERI	23.693	P. CZAJ	21.034	N. SPITERI	1:01.484	1:01.595
21	N. SPITERI	16.831	H. McMURRAY	24.254	H. McMURRAY	21.445	H. McMURRA	1:02.397	1:02.466
22	A. WEST	19.438	A. WEST	24.664	A. WEST	23.784	A. WEST	1:07.886	1:18.945

Scott Lang
 Chief Timekeeper - Scott Lang

Tom Williams
 Race Director - Tom Williams

Paul Hinds
 Clerk of Course - Paul Hinds





Wakefield Park Raceway

Round 3 : April 16 - 18



alpinestars

ALPINESTARS SUPERBIKE CHAMPIONSHIP Combined Practices



ASBK.COM.AU f t i y

MERGED CLASSIFICATION

Date: 16/04/21

Printed at: 16:40

Pos	No	Name	Class	Machine	Event P05	Event P11	Event P16	Fastest Lap
1	1	Wayne MAXWELL (VIC) / Boost Mobile with K-Tech		Ducati V4R	57.198	56.916	56.922	56.916
2	14	Glenn ALLERTON (NSW) / Maxima Racing Oils BMW		BMW S RR	57.716	56.943	57.998	56.943
3	46	Mike JONES (QLD) / DesmoSport Ducati		Ducati V4R	57.636	57.697	57.103	57.103
4	17	Troy HERFOSS (QLD) / Penrite Honda Racing		Honda CBR RR	57.643	57.204	57.284	57.204
5	65	Cru HALLIDAY (NSW) / Yamaha Racing Team		Yamaha YZF-R1	57.863	57.356	57.466	57.356
6	32	Oli BAYLISS (QLD) / DesmoSport Ducati	R	Ducati V4R	58.093	57.543	57.442	57.442
7	83	Lachlan EPIS (NSW) / Maxima Racing Oils BMW		BMW S RR	59.289	57.648	57.965	57.648
8	67	Bryan STARING (WA) / Kawasaki BCperformance		Kawasaki ZX10RR 1000	58.325	57.897	57.826	57.826
9	12	Matt WALTERS (NSW) / Kawasaki Connection / Kawasaki Aust. / Rover Coaches / Pirelli / AGV / Motul		Kawasaki ZX10RR 1000	58.546	58.189	58.823	58.189
10	21	Josh WATERS (VIC) / Kawasaki BCperformance		Kawasaki ZX10RR 1000	58.517	58.262	58.191	58.191
11	3	Jed METCHER (VIC) / Metcher Motorsport / Siemec / Fusport / Yamaha / YRD / Yamalube		Yamaha YZF-R1	58.867	58.359	58.242	58.242
12	61	Arthur SISSIS (SA) / Unitech Racing / Yamaha YRD / Remo Contractors / SA Profiling		Yamaha YZF-R1	59.619	59.468	58.692	58.692
13	16	Luke JHONSTON (VIC) / MotoGo Yamaha / Bike Vault Castlemaine / Taichi Leathers / AGV Helmets	R	Yamaha YZF-R1	59.712	59.164	58.889	58.889
14	2	Mark CHIODO (VIC)		Yamaha YZF-R1	59.958	59.072	58.945	58.945
15	13	Anthony WEST (QLD) / MotoGo Yamaha		Yamaha YZF-R1	1:03.856	59.017	1:18.945	59.017
16	64	Aaron MORRIS (NSW) / Harvest Pools / Longwall Haul / Maxima Racing Oils / YRD / Corish Racing		Yamaha YZF-R1	1:00.756	59.934	59.533	59.533
17	333	Yannis SHAW (NSW) / Team Specialist Suzuki		Suzuki GSXR	1:01.049	1:00.297	59.633	59.633
18	62	Brendan McINTYRE (NSW) / Western M-cycles / Ric Pobjoy Racing / Motul / RK / Suzuki Aust. / Motoproducts		Suzuki GSXR	1:00.510	59.941	1:00.557	59.941
19	37	Michael EDWARDS (QLD) / Northstar Yamaha / Addicted To Track		Yamaha YZF-R1	1:01.568	1:00.886	1:00.952	1:00.886
20	11	Philip CZAJ (VIC) / 11M / Peter Stevens M-cycles / Yamaha Aust. / SC Project Oceania / 4SR		Yamaha YZF-R1	1:02.957	1:01.432	1:01.477	1:01.432
21	78	Nathan SPITERI (VIC) / ProGP Racing / Livson / PTR / Alpinestar / The Grinning Dingo		Suzuki GSXR	1:02.517	1:02.211	1:01.595	1:01.595
22	33	Hamish McMURRAY (NSW) / Six Ways From Sunday / Dunlop		Kawasaki ZX10RR 1000	1:03.600	1:02.824	1:02.466	1:02.466
23	85	Sash SAVIN (VIC)		Yamaha YZF-R1	1:04.132	1:03.484		1:03.484

Scott Laing
Chief Timekeeper - Scott Laing

Tom Williams
Race Director - Tom Williams

Paul Hinds
Clerk of Course - Paul Hinds



www.computime.com.au
COMPUTIME RACE TIMING SYSTEMS PTY LTD





Wakefield Park Raceway

Round 3 : April 16 - 18



ALPINESTARS SUPERBIKE CHAMPIONSHIP



ASBK.COM.AU

Date: 16/04/21
Event: P16
Weather: Mostly sunny - Temp: 19.1C
Track: Dry - Temp: 30.7C

Practice 3

Started at: 15:58:31
Laps: 30 Min
Starters: 22
Printed at: 16:40

RACE INFORMATION

Time	Description
15:58:31	Event Start
16:04:39	Rider 62 (Brendan McINTYRE) CRASHED TURN 8 - RIDER UP
16:11:15	Track temps: Finish - 30.7C / Int 1 - 26.8C / Int 2 - 23.0C
16:12:16	Rider 14 (Glenn ALLERTON) CRASHED TURN 7 - RIDER UP
16:28:52	Chequered Flag
16:31:09	Event Finish

Chief Timekeeper - Scott Lang

Race Director - Tom Williams

Clerk of Course - Paul Hinds



www.computime.com.au
COMPUTIME RACE TIMING SYSTEMS PTY LTD

